

# ANNUAL STATISTICS REPORT

# 2023



## DISCLAIMER:

The information contained in this annual statistics report is the property of York Regional Police. Reproduction or distribution of this report in whole or in part is permitted subject to appropriate source citation and the express prior written consent of the Chief of Police of York Regional Police.

York Regional Police does not assume any liability for any decision made or action taken in reliance upon any information or data provided.

If you require an accessible version of any publication, please contact extension 7677 or email [corpcommrequest@yrp.ca](mailto:corpcommrequest@yrp.ca).

# CONTENTS

MAP OF YORK REGION .....	4
POPULATION .....	4
INTRODUCTION .....	5
2023 CRIME STATISTICS OVERVIEW .....	6
VIOLENT CRIMES .....	7
PROPERTY CRIMES.....	9
STOLEN VEHICLES.....	10
DRUG CRIMES.....	11
WEAPON AND OTHER CRIMES .....	11
CRIMINAL TRAFFIC .....	12
PROVINCIAL TRAFFIC.....	13
MVC FATAL.....	13
MAIN CONTRIBUTORS FOR MVC FATAL .....	13
YOUTH CRIMES.....	14
CYBER CRIMES .....	15
ORGANIZED CRIMES .....	15
HATE CRIMES.....	16
MOST SERIOUS VIOLATION .....	16
MOTIVATIONAL FACTORS.....	16
FAMILY DOMESTIC VIOLENCE .....	17
TYPE OF RELATIONSHIP .....	17
INTIMATE PARTNER VIOLENCE.....	18
TYPE OF RELATIONSHIP .....	18
SELECTED NON-CRIMINAL STATISTICS .....	19
ORGANIZATIONAL SERVICES STATISTICS .....	20
ALARM PROGRAM.....	20
FREEDOM OF INFORMATION .....	20
VICTIM SERVICES OF YORK REGION.....	20
INFORMATION MANAGEMENT .....	20
CRIME STOPPERS.....	20
CRIME STATISTICS BY MUNICIPALITY .....	21
CRIME CATEGORY.....	21
CRIME RATE.....	22
APPENDIX A: ADDITIONAL STATISTICS.....	23
DISPATCHED CALLS FOR SERVICE BY VOLUME .....	23

APPENDIX B: GLOSSARY OF TERMS ..... 25

APPENDIX B: GLOSSARY OF TERMS (CONT'D...)..... 26

APPENDIX B: GLOSSARY OF TERMS (CONT'D...)..... 27

APPENDIX C: TYPE OF VIOLATIONS..... 28

APPENDIX C: TYPE OF VIOLATIONS (CONT'D...) ..... 29

APPENDIX C: TYPE OF VIOLATIONS (CONT'D...) ..... 30

APPENDIX D: CHANGES IN UCR SURVEY REPORTING METHODOLOGY (2018-2023)..... 31

APPENDIX D: CHANGES IN REPORTING METHODOLOGY (CONT'D)..... 32

APPENDIX C: CHANGES IN REPORTING METHODOLOGY (CONT'D)..... 33

APPENDIX C: CHANGES IN REPORTING METHODOLOGY (CONT'D)..... 34

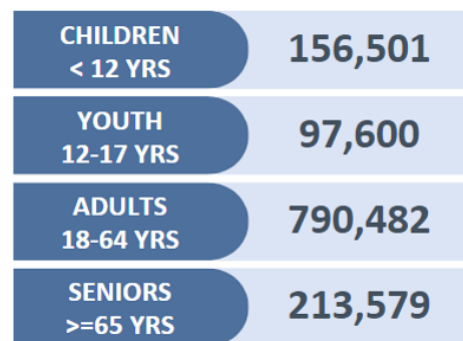
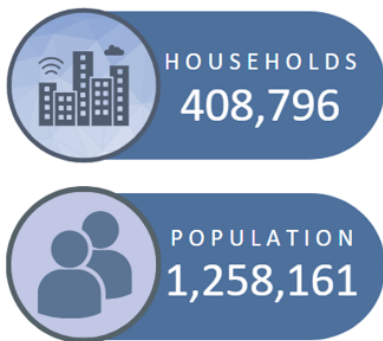
# MAP OF YORK REGION

## LEGEND

-  York Regional Police Headquarters
-  District Headquarters
-  Community Resource Centre
-  Whitchurch-Stouffville Community Substation
-  King Community Substation
-  Training and Education Facility
-  Community Safety Village
-  Marine



## POPULATION



# INTRODUCTION

This report provides a snapshot of crime statistics pertaining to the incidents that were reported to or received by York Regional Police between January 1, 2023 and December 31, 2023. Results of the current reporting year (2023) are compared with the previous year (2022) and trends in the last five years (2019-2023) are provided for select key indicators. Crime rates are calculated using the corresponding population estimates<sup>1</sup> received from the Regional Municipality of York.

York Regional Police provides investigative resources towards resolving a criminal incident. For certain crime types, the process may take weeks, months and sometime years as new investigative information becomes available. Data presented in this report represents a “snapshot” at the time of extraction from the Records Management System (RMS) in mid-February 2024. It is the policy of York Regional Police that data not be revised once results are published.

York Regional Police captures crime statistics data using an incident based Uniform Crime Reporting (UCR) survey methodology developed by the Canadian Centre for Justice and Community Safety Statistics (CCJCSS), a division of Statistics Canada in collaboration with the Canadian Association of Chiefs of Police (CACP). *Criminal Code* violations data is gathered in the process of receiving incident reports, providing investigative services and resolving the crime incidents, where possible.

Unless otherwise noted, crime statistics in this report are compiled using the “all violations” methodology and should not be compared with those published by the CCJCSS. The CCJCSS published crime statistics are based on the most serious violation of an incident. In addition, the CCJCSS include the number of offences reported by the Toronto North Detachment of the Royal Canadian Mounted Police (RCMP), along with York Regional Police’s crime statistics. CCJCSS data may be used for comparisons between policing jurisdictions, municipalities and provinces. All data are compiled using the same reporting methodology and includes incidents reported to municipal, provincial and federal policing organizations.

Crime statistics presented in this report for the years 2020 and 2021 were impacted by the COVID-19 pandemic restrictions imposed by the Province of Ontario and The Government of Canada on March 17, 2020, and the subsequent restrictions that followed. The situation gradually became normal in 2022 for people and businesses and the crime rates increased to or exceeded pre-pandemic levels.

Crime rates incorporated in this report were estimated for all categories irrespective of the size of the denominator. Generally, rates and ratios are not reliable if they are based on a small number (less than 30). Readers are requested to consider the fact of ‘small number’ while using crime rate data presented in this report.

A glossary of terms, types of violations and changes in the Uniform Crime Reporting (UCR) survey methodology during last five-year period are included in this report as appendices.

---

<sup>1</sup> The Regional Municipality of York (York Region) estimates its population every year based on the latest census results released by Statistics Canada as well as the Canada Mortgage and Housing Corporation (CMHC) released counts of new homes.

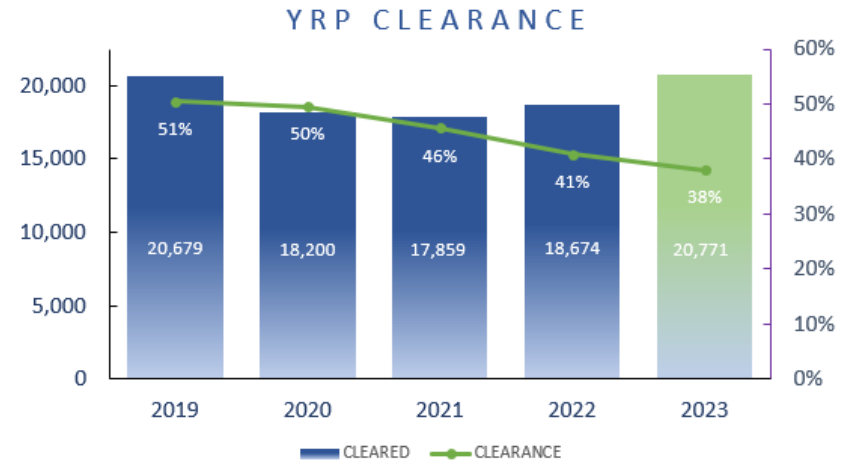
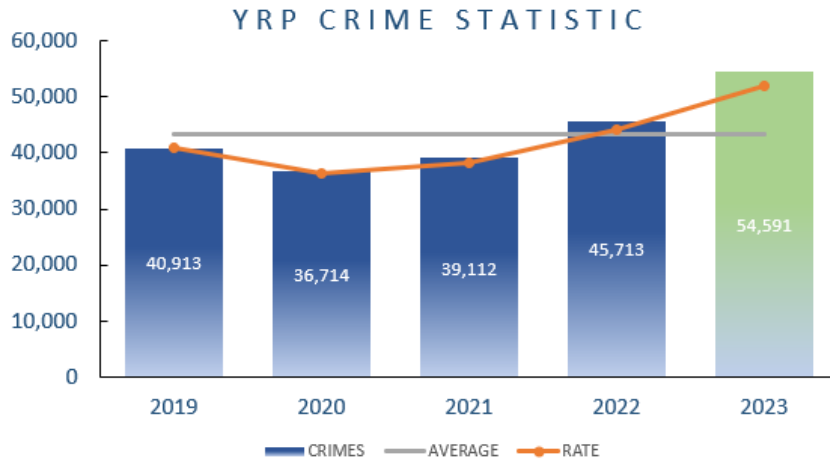
# 2023 CRIME STATISTICS OVERVIEW

	VIOLENT	PROPERTY	DRUG	WEAPON	OTHER	FEDERAL	TOTAL**	TRAFFIC
<b>2023</b>	<b>14,410</b>	<b>32,472</b>	<b>886</b>	<b>761</b>	<b>6,019</b>	<b>43</b>	<b>54,591</b>	<b>5,524</b>
ACTUAL YoY%	20.7%	23.0%	-20.5%	-21.0%	14.2%	53.6%	19.4%	8.9%
CRIME RATE*	1145.3	2580.9	70.4	60.5	478.4	3.4	4339.0	439.1
CLEARANCE	50.2%	22.7%	96.5%	69.9%	78.9%	81.4%	38.0%	43.8%
<b>2022</b>	<b>11,935</b>	<b>26,402</b>	<b>1,115</b>	<b>963</b>	<b>5,270</b>	<b>28</b>	<b>45,713</b>	<b>5,073</b>
ACTUAL YoY%	22.1%	17.3%	-31.3%	96.5%	14.2%	-68.2%	16.9%	17.8%
CRIME RATE*	962.9	2130.2	90.0	77.7	424.7	2.3	3688.2	409.3
CLEARANCE	55.2%	23.5%	98.8%	70.5%	77.5%	96.4%	40.9%	48.2%
<b>2022/2023</b>	<b>2,475</b>	<b>6,070</b>	<b>-229</b>	<b>-202</b>	<b>749</b>	<b>15</b>	<b>8,878</b>	<b>451</b>
ACTUAL YoY%	-1.4%	5.7%	10.8%	-117.5%	0.0%	121.8%	2.5%	-8.9%
CRIME RATE*	18.9%	21.2%	-21.7%	-22.2%	12.6%	51.2%	17.6%	7.3%
CLEARANCE	-5.0%	-0.8%	-2.3%	-0.6%	1.4%	-15.0%	-2.9%	-4.4%

Note: Other Crime Type includes Bail Violations, Fail To Appear, Breach of Probation, Public Moral Violations and other criminal codes. (See Appendix C p.29)

\*Crime Rate is expressed per 100,000 population using year-end population estimates supplied by York Region.

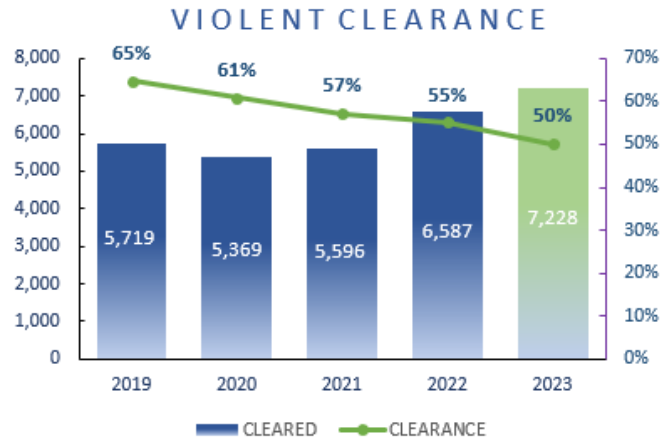
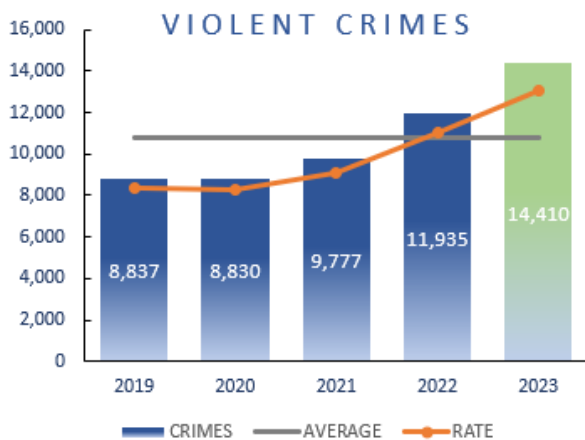
\*\*Total calculation excludes Traffic Violations.



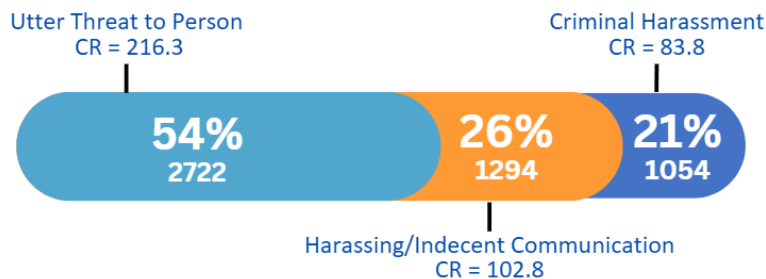
# VIOLENT CRIMES

	2022 ACTUAL	2023 ACTUAL	5YR AVG	YoY% ACTUAL	2023 CRIME RATE*	YoY% CRIME RATE	2023 CLEARANCE
HOMICIDE & CAUSE DEATH	23	14	16	-39%	1.1	-40%	171%
ATTEMPT CAPITAL CRIME	37	33	39	-11%	2.6	-12%	88%
SEXUAL VIOLATIONS	1,104	1,233	952	12%	98.0	10%	53%
ASSAULT	5,635	6,829	5,208	21%	542.8	19%	58%
Level 1 - Assault	3,667	4,512	3,463	23%	358.6	21%	53%
Level 2 - Weapon/Bodily Harm	1,600	1,913	1,366	20%	152.0	18%	65%
Level 3 - Aggravated	29	22	33	-24%	1.7	-25%	86%
Assault Police Officer	167	184	160	10%	14.6	9%	92%
Other Assaults	172	198	186	15%	15.7	13%	65%
ROBBERY	445	522	361	17%	41.5	16%	52%
Home Invasion	27	47	28	74%	3.7	71%	49%
Car Jacking	57	58	35	2%	4.6	0%	57%
Retail	172	130	93	-24%	10.3	-26%	65%
Financial	7	10	13	43%	0.8	41%	70%
Street	128	212	148	66%	16.8	63%	40%
Other	54	65	44	20%	5.2	19%	58%
HARASSMENT & THREATS	4,099	5,070	3,695	24%	403.0	22%	41%
DEPRIVATION OF FREEDOM	156	161	159	3%	12.8	2%	81%
OTHER VIOLENT	436	548	327	26%	43.6	24%	24%
<b>VIOLENT CRIMES TOTAL</b>	<b>11,935</b>	<b>14,410</b>	<b>10,758</b>	<b>21%</b>	<b>1145.3</b>	<b>19%</b>	<b>50%</b>

\*Crime Rate is expressed per 100,000 population using year-end population estimates supplied by York Region.

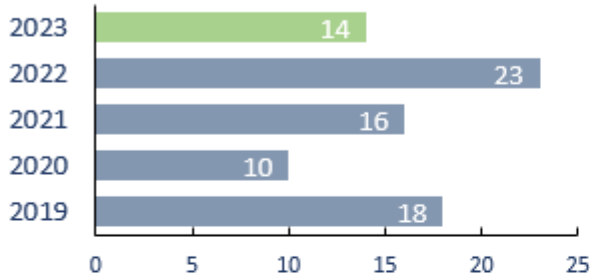


## 2023 HARASSMENT & THREATS





## HOMICIDE & DEATH VIOLATION



## SEXUAL VIOLATIONS



## ROBBERY



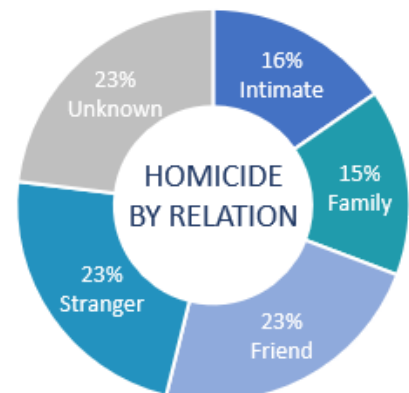
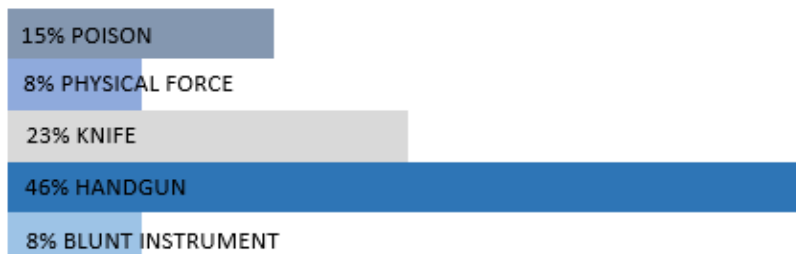
## ASSAULTS



## 2023 ROBBERY FACTS



## HOMICIDE BY WEAPON

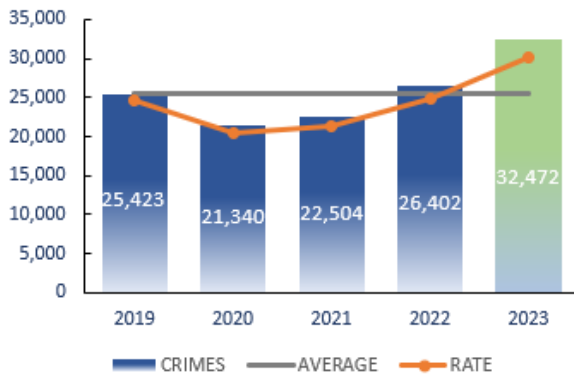


# PROPERTY CRIMES

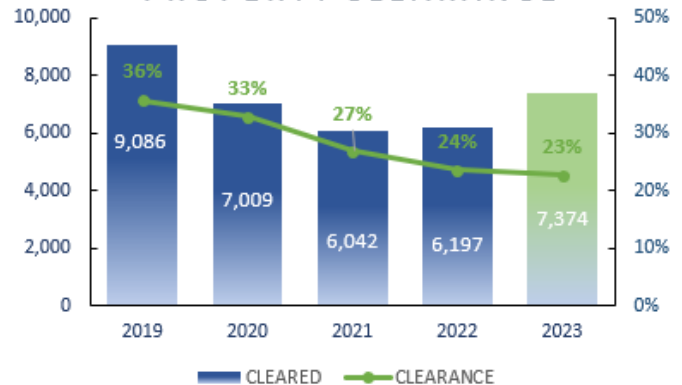
	2022 ACTUAL	2023 ACTUAL	5YR AVG	YoY% ACTUAL	2023 CRIME RATE*	YoY% CRIME RATE	2023 CLEARANCE
ARSON	67	116	76	73%	9.2	71%	24%
BREAK AND ENTER	1,797	2,411	1,914	34%	191.6	32%	20%
Residential	1,024	1,536	1,199	50%	122.1	48%	16%
Commercial	762	857	690	12%	68.1	11%	28%
Schools	8	15	19	88%	1.2	85%	27%
Firearms	3	3	5	0%	0.2	-1%	0%
THEFT	14,524	17,844	13,228	23%	1418.3	21%	17%
Auto	3,263	4,709	2,581	44%	374.3	42%	5%
Shoplifting	3,113	4,343	3,228	40%	345.2	37%	2%
From Motor Vehicle	2,838	2,599	2,651	-8%	206.6	-10%	27%
Other	5,310	6,193	4,768	17%	492.2	15%	33%
TRAFFICK/POSSESS STLN GOODS	1,467	1,735	1,661	18%	137.9	17%	94%
FRAUD	5,327	6,551	5,456	23%	520.7	21%	11%
Identity Theft	104	196	148	88%	15.6	86%	32%
Identity Fraud	572	870	648	52%	69.1	50%	11%
Other	4,651	5,485	4,660	18%	436.0	16%	11%
MISCHIEF	3,220	3,815	3,293	18%	303.2	17%	37%
<b>PROPERTY CRIMES TOTAL</b>	<b>26,402</b>	<b>32,472</b>	<b>25,628</b>	<b>23%</b>	<b>2580.9</b>	<b>21%</b>	<b>23%</b>

\*Crime Rate is expressed per 100,000 population using year-end population estimates supplied by York Region.

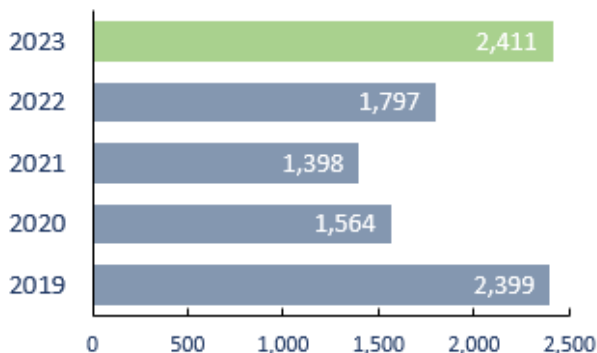
### PROPERTY CRIMES



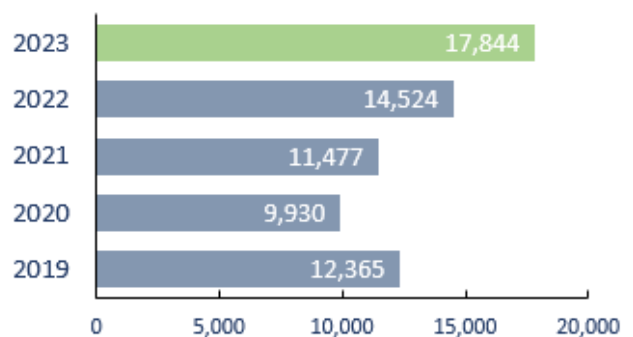
### PROPERTY CLEARANCE



### BREAK AND ENTER



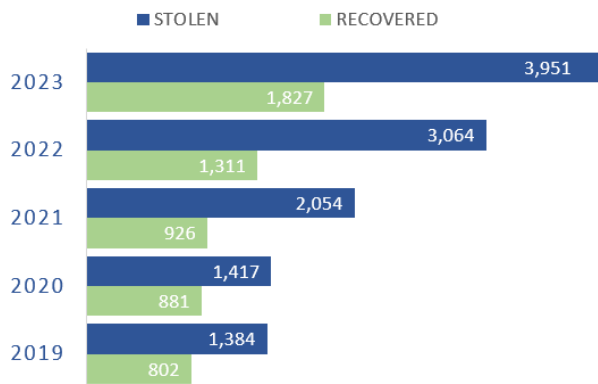
### THEFT



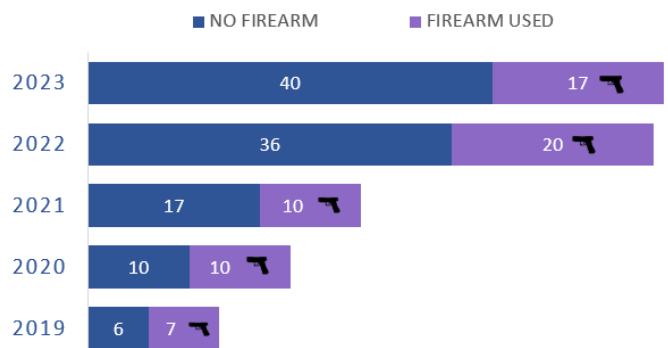
# STOLEN VEHICLES

	2022	2023	22/23 YoY%	5YRS AVG	5YRS TOTAL	19/23 YoY%
<b>VEHICLES:</b>						
STOLEN	3,064	3,951	29%	2,374	11,870	185%
RECOVERED	1,311	1,827	39%	1,149	5,747	128%
<b>INCIDENTS:</b>						
THEFT OF MV	3,207	4,652	45%	2,547	12,733	240%
CAR JACKING:	56	57	2%	35	173	338%
NO FIREARM	36	40	11%	22	109	567%
FIREARM USED	20	17	-15%	13	64	143%


## STOLEN & RECOVERED VEHICLES



## CAR JACKING INCIDENTS



## TOP 5 STOLEN MAKE & MODEL



ARRESTS & WANTED	ADULT	YOUTH*	TOTAL
THEFT OF MV	205	14	219
CAR JACKING	34	12	46
<b>TOTAL</b>	<b>239</b>	<b>26</b>	<b>265</b>

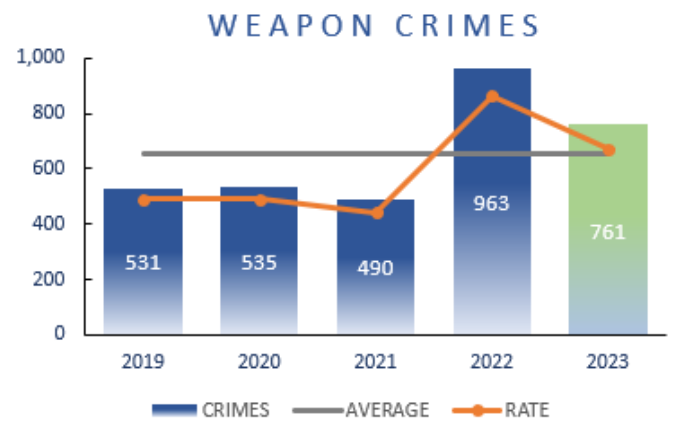
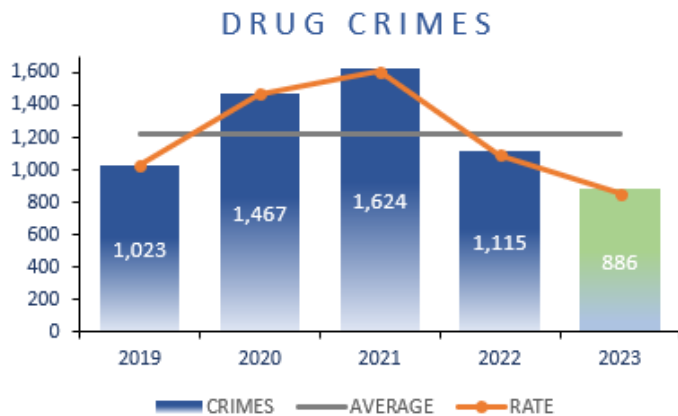
\*Youth: Age 12-17



# DRUG CRIMES

	2022 ACTUAL	2023 ACTUAL	5YR AVG	2023 YoY%	2023 CRIME RATE*	YoY% CRIME RATE	2023 CLEARANCE
POSSESSION	606	470	629	-22%	37.4	-24%	99%
TRAFFICKING	497	408	565	-18%	32.4	-19%	94%
IMPORT & EXPORTATION	5	4	3	-20%	0.3	-21%	50%
PRODUCTION	2	0	18	-100%	0.0	-100%	-
OTHER DRUG VIOLATIONS	5	4	8	-20%	0.3	-21%	100%
<b>DRUG CRIMES TOTAL</b>	<b>1,115</b>	<b>886</b>	<b>1,223</b>	<b>-21%</b>	<b>70.4</b>	<b>-22%</b>	<b>97%</b>

\*Crime Rate is expressed per 100,000 population using year-end population estimates supplied by York Region.



# WEAPON CRIMES

	2022 ACTUAL	2023 ACTUAL	5YR AVG	2023 YoY%	2023 CRIME RATE*	YoY% CRIME RATE	2023 CLEARANCE
EXPLOSIVES	3	2	2	-33%	0.2	-34%	100%
WEAPON - TRAFFICKING	41	9	17	-78%	0.7	-78%	211%
WEAPON - POSSESSION	860	712	585	-17%	56.6	-18%	67%
WEAPON - IMPORT/EXPORT	0	1	1	-	0.1	-	-
FIREARM - DOCUMENTATION	16	5	10	-69%	0.4	-69%	80%
FIREARM - UNSAFE STORAGE	43	32	42	-26%	2.5	-27%	97%
<b>WEAPON CRIMES TOTAL</b>	<b>963</b>	<b>761</b>	<b>656</b>	<b>-21%</b>	<b>60.5</b>	<b>-22%</b>	<b>70%</b>

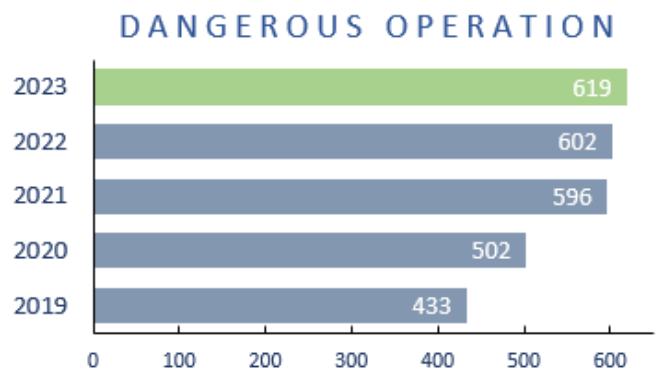
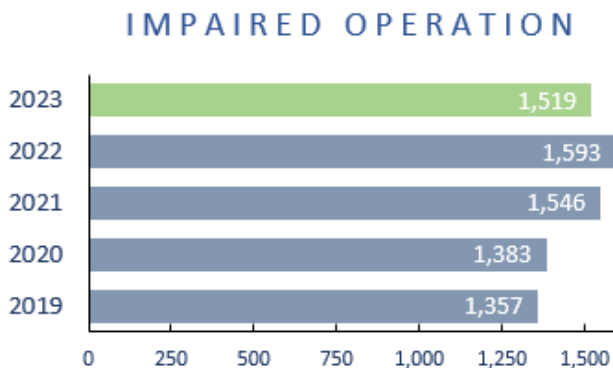
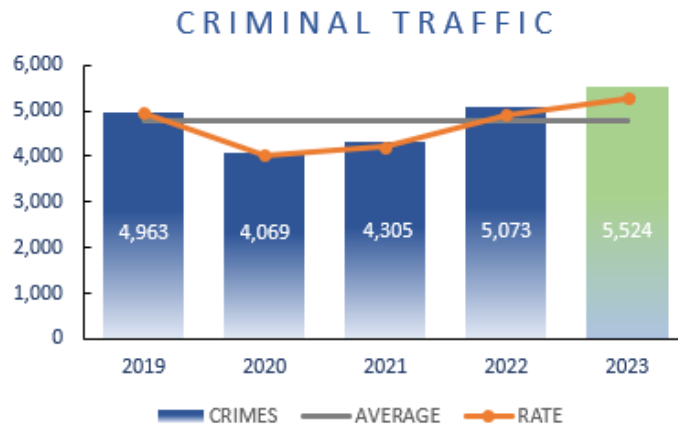
\*Crime Rate is expressed per 100,000 population using year-end population estimates supplied by York Region.

Note: Weapon Possession also includes possession contrary to prohibition order.

# CRIMINAL TRAFFIC

	2022 ACTUAL	2023 ACTUAL	5YR AVG	2023 YoY%	2023 CRIME RATE*	YoY% CRIME RATE	2023 CLEARANCE
<b>DANGEROUS OPERATION</b>	602	619	550	3%	49.2	1%	71%
Dangerous Operation	331	365	331	10%	29.0	9%	87%
Bodily Harm	26	27	19	4%	2.1	2%	93%
Death	5	3	5	-40%	0.2	-41%	100%
Evade Police	240	224	195	-7%	17.8	-8%	42%
<b>IMPAIRED OPERATION</b>	1,593	1,519	1,480	-5%	120.7	-6%	99%
I/O - Alcohol/Over 80 Mgs	1,214	1,138	1,106	-6%	90.4	-8%	99%
I/O - Drug	111	90	134	-19%	7.2	-20%	99%
I/O - Alcohol & Drug	62	77	53	24%	6.1	22%	99%
I/O - Unspecified	0	0	3	-	0.0	-	-
I/O - Bodily Harm	5	8	8	60%	0.6	58%	75%
I/O - Death	1	1	2	0%	0.1	-1%	100%
FTC with Demand	200	205	174	3%	16.3	1%	100%
<b>FAIL TO REMAIN</b>	2,633	3,114	2,538	18%	247.5	17%	6%
<b>DRIVE WHILE PROHIBITED</b>	245	272	219	11%	21.6	9%	101%
<b>TRAFFIC CRIMINAL TOTAL</b>	5,073	5,524	4,787	9%	439.1	7%	44%

\*Crime Rate is expressed per 100,000 population using year-end population estimates supplied by the York Region.



# PROVINCIAL TRAFFIC

	2022 ACTUAL	2023 ACTUAL	5YR AVG	2023 YoY%
SPEEDING	23,653	18,394	28,092	-22%
RED LIGHT	1,184	1,012	1,352	-15%
DISOBEY STOP SIGN	8,406	6,867	10,892	-18%
SEATBELT RELATED	570	446	762	-22%
DRIVE UNDER SUSP	2,500	4,417	2,887	77%
CARELESS DRIVING	4,434	4,772	4,392	8%
FAIL TO REMAIN	149	128	124	-14%
PROV TRAFFIC TOTAL	40,896	36,036	48,500	-12%

**4417** DRIVE UNDER SUSPENSION



had the highest increase over 5 years. (77% YoY)



**21** cases of fatal collisions were reported in York Region throughout 2023.


# MVC FATAL

	2022 ACTUAL	2023 ACTUAL	5YR AVG	2023 YoY%
MVC FATAL	28	21	23	-25%
PERSON KILLED:	31	23	25	-26%
DRIVER	19	9	13	-53%
PASSENGER	3	4	4	33%
PEDESTRIAN	8	9	7	13%
CYCLIST	1	1	1	0%

## MAIN CONTRIBUTORS FOR MVC FATAL

**01 INATTENTIVE DRIVING**

In 2023, inattentive driving emerged as the primary contributor to Motor Vehicle Collision (MVC) fatalities within York Region, comprising 62% of the total incidents.




**03 SPEEDING**

In York Region, speeding ranked as the third highest contributor to fatal Motor Vehicle Collisions (MVCs), accounting for 14% of incidents.




**02 CARELESS DRIVING**

In 2023, careless driving constituted the second highest contributor to Motor Vehicle Collision (MVC) fatalities, representing 19% of the total incidents within York Region.



**04 ALCOHOL**

In York Region, alcohol was the fourth highest contributor to fatal Motor Vehicle Collisions (MVCs), representing 5% of incidents.



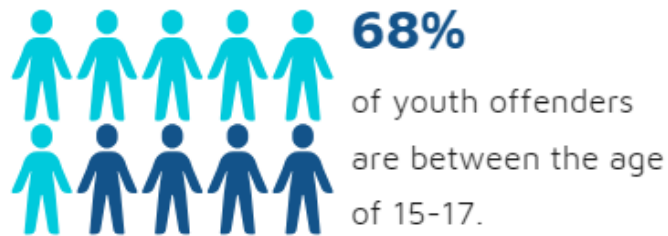
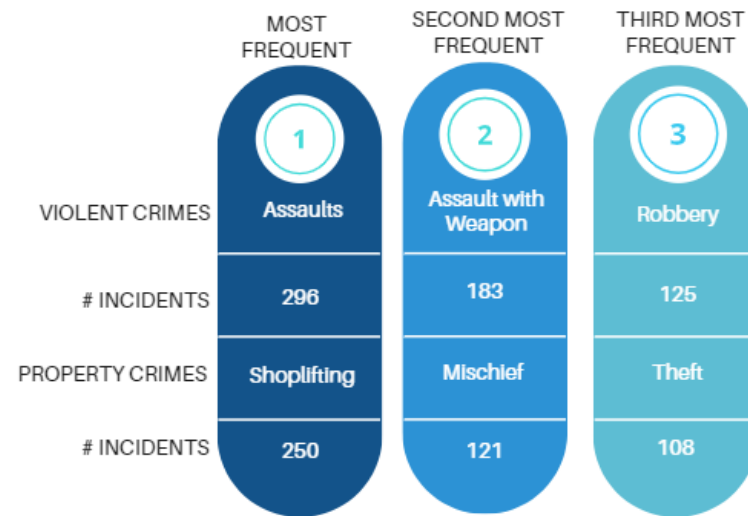
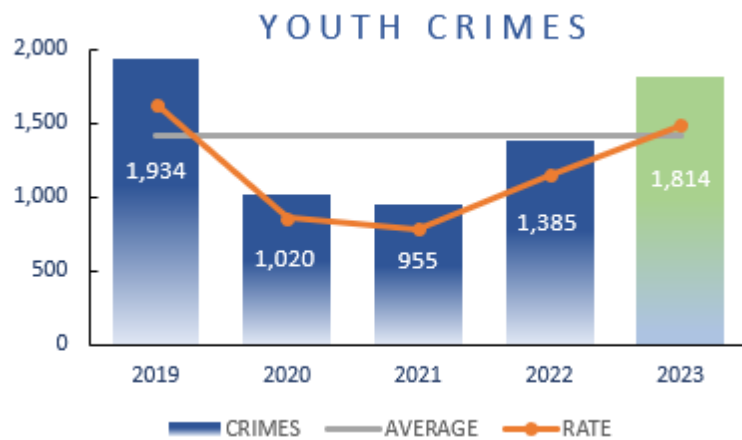
# YOUTH CRIMES

	2022			2023			5YR AVG			2023 YoY%			2023 CRIME RATE*		
	CHG	PBOM	TOTAL	CHG	PBOM	TOTAL	CHG	PBOM	TOTAL	CHG	PBOM	TOTAL	CHG	PBOM	TOTAL
<b>VIOLENT</b>	269	526	795	353	534	887	251	437	688	31%	2%	12%	3.62	5.47	9.09
<b>PROPERTY</b>	123	315	438	143	445	588	132	375	507	16%	41%	34%	1.47	4.56	6.02
<b>OTHER</b>	98	54	152	236	103	339	155	72	227	141%	91%	123%	2.42	1.06	3.47
<b>YOUTH TOTAL</b>	490	895	1,385	732	1,082	1,814	538	884	1,422	49%	21%	31%	7.50	11.09	18.59

\* Youth Crime Rate is expressed per 1000 population.

CHG – Charged youth includes persons aged 12-17 years inclusive. PBOM – Processed by other means.

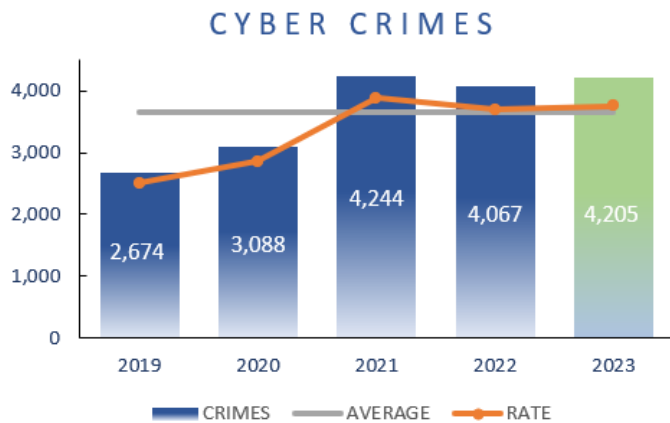
Other Crimes include criminal, federal and criminal traffic violations.



# CYBER CRIMES

	2022 ACTUAL	2023 ACTUAL	5YR AVG	2023 YoY%	2023 CRIME RATE*
VIOLENT	2,220	2,307	1,853	4%	183.4
PROPERTY	1,574	1,621	1,764	3%	128.8
OTHER	273	277	284	1%	22.0
<b>CYBER TOTAL</b>	<b>4,067</b>	<b>4,205</b>	<b>3,656</b>	<b>3%</b>	<b>334.2</b>

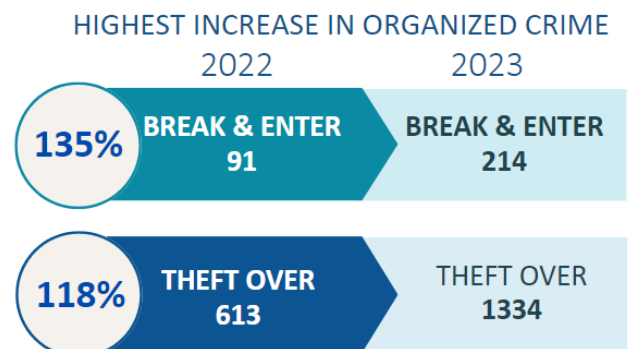
\*Crime Rate is expressed per 100,000 population using year-end population estimates supplied by York Region.



# ORGANIZED CRIME

	2022 ACTUAL	2023 ACTUAL	5YR AVG	2023 YoY%	2023 CRIME RATE*
VIOLENT	151	150	127	-1%	11.9
PROPERTY	3,959	4,740	3,933	20%	376.7
OTHER	424	343	410	-19%	27.3
<b>ORGANIZED TOTAL</b>	<b>4,534</b>	<b>5,233</b>	<b>4,211</b>	<b>15%</b>	<b>415.9</b>

\*Crime Rate is expressed per 100,000 population using year-end population estimates supplied by York Region.



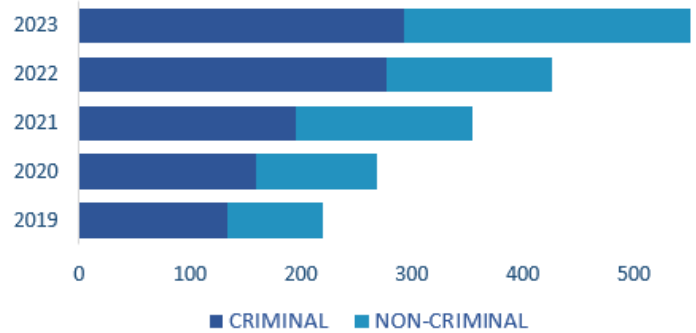


# HATE CRIMES

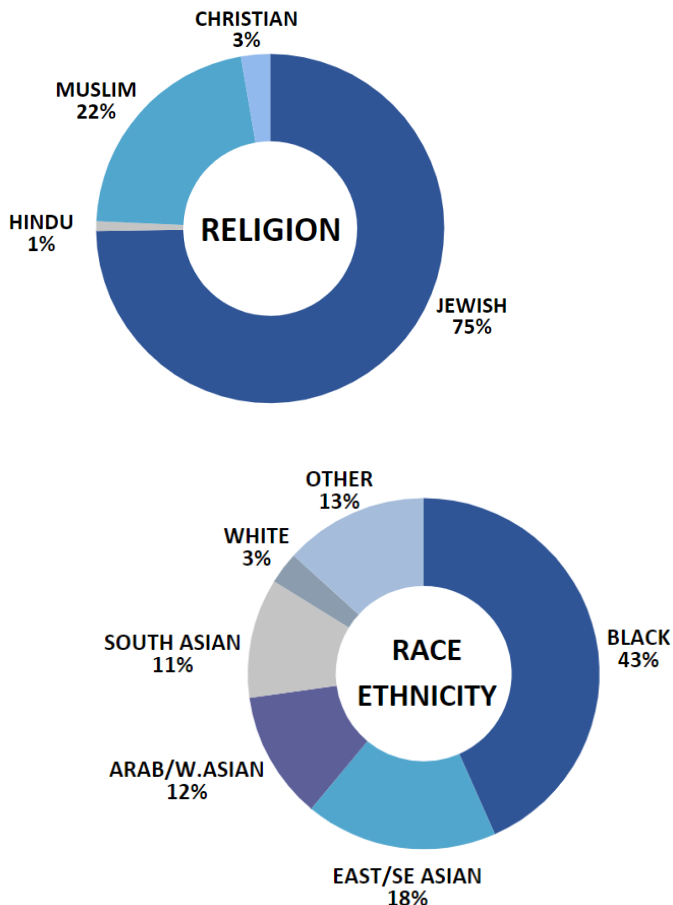
## MOST SERIOUS VIOLATION

	2022	2023	YoY%
<b>VIOLENT</b>	<b>140</b>	<b>147</b>	<b>5%</b>
Level 1 - Assault	28	43	54%
Utter Threat to Persons	43	40	-7%
Criminal Harassment	15	20	33%
Harassing Comm	23	20	-13%
Level 2 - Weapon/BH	20	18	-10%
Other	11	6	-45%
<b>PROPERTY</b>	<b>133</b>	<b>138</b>	<b>4%</b>
Mischief Hate	97	75	-23%
Mischief Graffiti	17	27	59%
Mischief Property	16	21	31%
Theft Under/Shoplifting	2	9	350%
Other	1	6	500%
<b>OTHER</b>	<b>4</b>	<b>8</b>	<b>100%</b>
<b>CRIMINAL</b>	<b>277</b>	<b>293</b>	<b>6%</b>
<b>NON-CRIMINAL</b>	<b>149</b>	<b>270</b>	<b>81%</b>
<b>TOTAL HATE</b>	<b>426</b>	<b>563</b>	<b>32%</b>

## HATE INCIDENTS



## MOTIVATIONAL FACTORS



	2022	2023	YoY%
<b>RACE/ETHNICITY (46%)</b>	<b>150</b>	<b>136</b>	<b>-9%</b>
Black	94	59	-37%
East/Southeast Asian	19	24	26%
Other Race/Ethnicity	9	18	100%
Arab/West Asian	14	16	14%
South Asian	10	15	50%
White	2	4	100%
Multiple Race/Ethnicities	2	0	-100%
<b>RELIGION (38%)</b>	<b>85</b>	<b>111</b>	<b>31%</b>
Jewish	60	83	38%
Muslim	21	24	14%
Christian	1	2	100%
Catholic	0	1	-
Other	3	1	-67%
<b>SEXUAL ORIENTATION (11%)</b>	<b>28</b>	<b>32</b>	<b>14%</b>
LGBTQ2S+	2	14	600%
Gay	18	12	-33%
Lesbian	7	4	-43%
Other	1	2	100%
<b>GENDER (2%)</b>	<b>12</b>	<b>5</b>	<b>-58%</b>
Transgender	7	3	-57%
Woman	5	2	-60%
<b>LANGUAGE (0%)</b>	<b>0</b>	<b>0</b>	<b>-</b>
<b>DISABILITY (1%)</b>	<b>2</b>	<b>2</b>	<b>0%</b>
<b>AGE (0%)</b>	<b>0</b>	<b>1</b>	<b>-</b>
<b>IMMIGRANTS (2%)</b>	<b>0</b>	<b>6</b>	<b>-</b>
<b>TOTAL CRIMINAL HATE</b>	<b>277</b>	<b>293</b>	<b>6%</b>

# FAMILY VIOLENCE

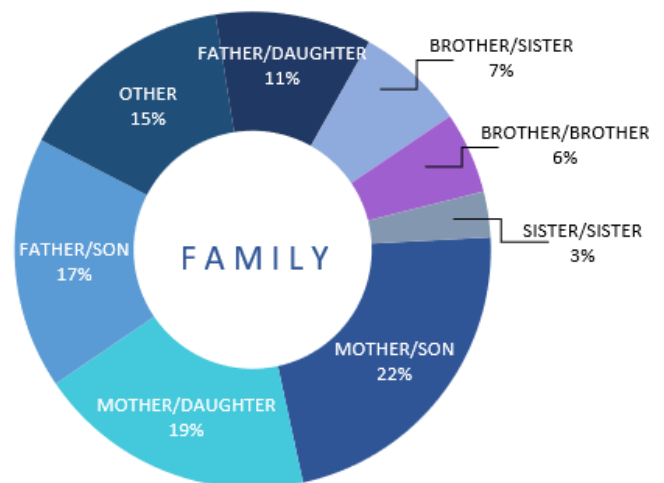
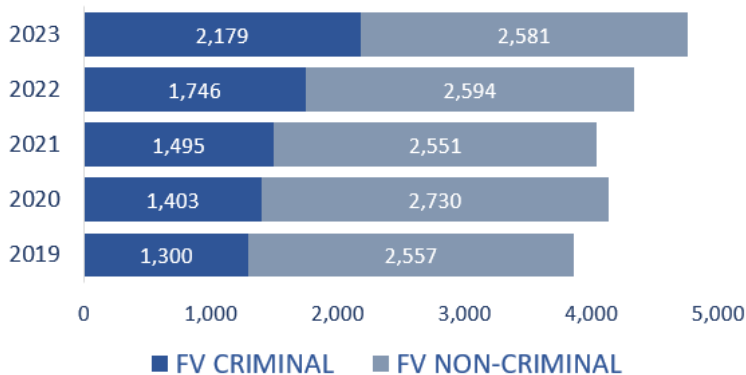
NO. OF INCIDENTS	2022	2023	YoY%
FV CRIMINAL	1,746	2,179	25%
FV NON-CRIMINAL	2,594	2,581	-1%
CHARGES LAID/WARRANT SOUGHT	381	332	-13%
ACCUSED HELD FOR BAIL/SHOWCAUSE	109	111	2%
OFFENCES ALLEGED BUT CHARGES NOT LAID	1,442	1,929	34%
ACCUSED W PREVIOUS FV CHARGES	111	80	-28%
% OF ACCUSED W PRIOR CONVICTIONS	29%	24%	-17%

Note: Non-criminal incidents include unfounded incidents.

## TYPE OF RELATIONSHIP

	2022	2023	YoY%
Mother/Son	970	1,068	10%
Mother/Daughter	763	899	18%
Father/Son	754	815	8%
Other Family Relationship	681	709	4%
Father/Daughter	461	506	10%
Brother/Sister	317	352	11%
Brother/Brother	273	263	-4%
Sister/Sister	121	148	22%
<b>FV TOTAL</b>	<b>4,340</b>	<b>4,760</b>	<b>10%</b>

## FAMILY VIOLENCE



# INTIMATE PARTNER VIOLENCE

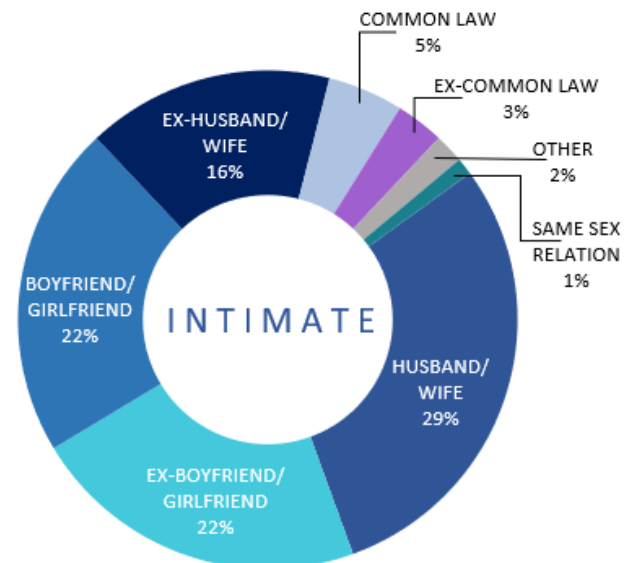
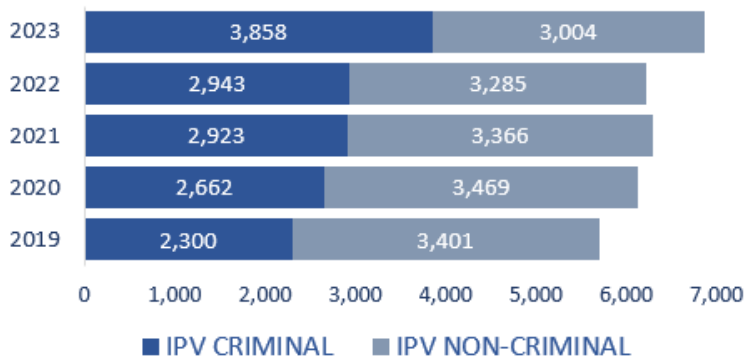
NO. OF INCIDENTS	2022	2023	YoY%
IPV CRIMINAL	2,943	3,858	31%
IPV NON-CRIMINAL	3,285	3,004	-9%
CHARGES LAID/WARRANT SOUGHT	1,896	2,096	11%
ACCUSED HELD FOR BAIL/SHOWCAUSE	435	501	15%
OFFENCES ALLEGED BUT CHARGES NOT LAID	1,237	1,712	38%
ACCUSED W PREVIOUS FV CHARGES	613	661	8%
% OF ACCUSED W PRIOR CONVICTIONS	32%	32%	-2%

Note: Non-criminal incidents include unfounded incidents.

## TYPE OF RELATIONSHIP

	2022	2023	YoY%
Husband/Wife	1,811	2,021	12%
Ex-Boyfriend/Girlfriend	1,316	1,504	14%
Boyfriend/Girlfriend	1,358	1,483	9%
Ex-Husband/Wife	961	1,098	14%
Common Law	380	336	-12%
Ex-Common Law	224	215	-4%
Other Intimate Relationship	113	130	15%
Ex-Same Sex Relationship - Female	19	28	47%
Same Sex Relationship - Female	16	19	19%
Ex-Same Sex Relationship - Male	13	16	23%
Same Sex Relationship - Male	17	12	-29%
<b>IPV TOTAL</b>	<b>6,228</b>	<b>6,862</b>	<b>10%</b>

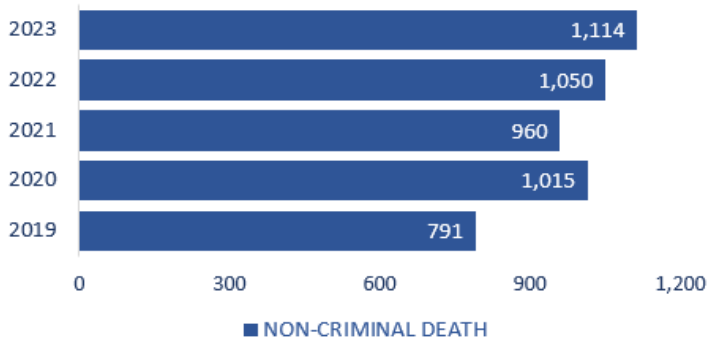
## INTIMATE VIOLENCE



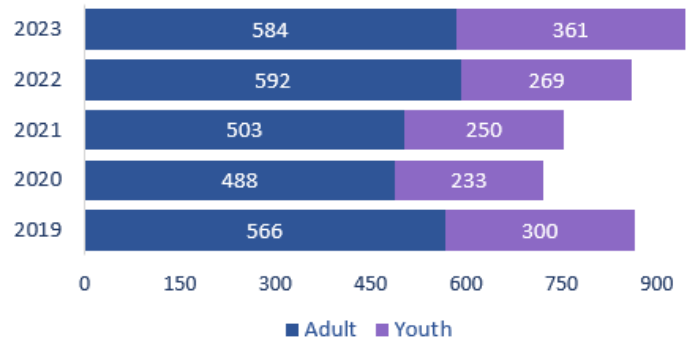
# SELECTED NON-CRIMINAL STATISTICS

	2022	2023	YoY%
<b>NON-CRIMINAL DEATH</b>	1,050	1,114	6%
Death - Natural	789	759	-4%
Death - Undetermined	139	200	44%
Death - Suicide	79	79	0%
Death - Accidental	33	47	42%
Death - Overdose	10	29	190%
<b>MENTALLY ILL/ SUICIDE</b>	5,963	6,272	5%
Mentally Ill Apprehensions	3,416	3,241	-5%
Mentally Ill Persons	2,435	2,774	14%
Suicide Attempt	112	257	129%
<b>MISSING PERSONS</b>	861	945	10%
Adult	592	584	-1%
Youth	269	361	34%

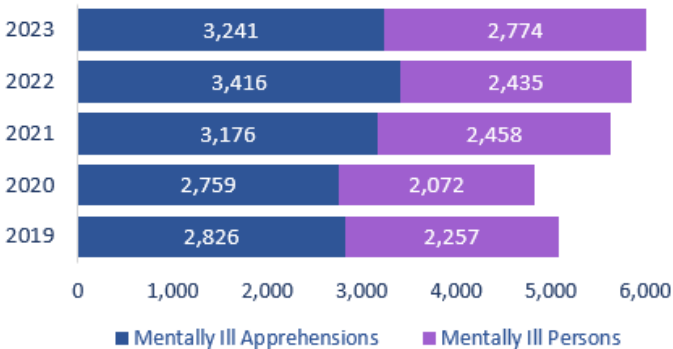
### NON-CRIMINAL DEATH



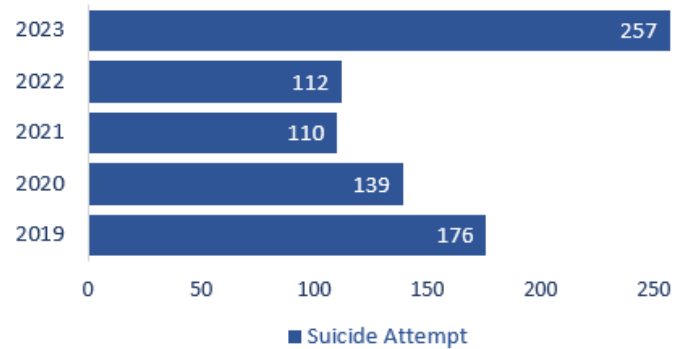
### MISSING PERSONS



### MENTALLY ILL



### SUICIDE ATTEMPT



# ORGANIZATIONAL SERVICES STATISTICS

## ALARM PROGRAM

	2022	2023	YoY%
ALARM CALLS RECEIVED	5,768	6,192	7%
FALSE ALARMS	2,498	2,634	5%



## FREEDOM OF INFORMATION



	2022	2023	YoY%
FORMAL REQ	2,093	2,347	12%
INFORMAL REQ	1,071	846	-21%
TOTAL	3,164	3,193	1%

## VICTIM SERVICES OF YORK REGION

	2022	2023	YoY%
ON-SCENE OCCURRENCES	248	531	114%
TELEPHONE CRISIS CALLS/OFFICE VISITS	15,094	16,594	10%
TOTAL CLIENTS SERVED:	15,167	15,577	3%
FEMALE	8,117	9,017	11%
MALE	2,901	2,671	-8%
TRANSGENDER	16	14	-13%
NONBINARY	0	6	-
CHILDREN (0-15 YEARS)	4,149	3,869	-7%

## INFORMATION MANAGEMENT

	2022	2023	YoY%
POLICE RECORD CHECKS: EMPLOYMENT	50,293	52,386	4%
POLICE RECORDS CHECK: VOLUNTEER	9,871	12,715	29%
MVC/INCIDENT SUMMARY REPORTS	1,943	2,341	20%
WARRANTS PROCESSED	2,360	2,665	13%

## CRIME STOPPERS

YEAR	TIPS RECEIVED	ARRESTS MADE	CASES CLEARED	REWARDS AUTHORIZED	WEAPONS SEIZED	DRUGS SEIZED	PROPERTY RECOVERED	ARSON LOSS \$
2022	2,931	96	97	\$28,326	31	\$935,385	\$1,349,286	\$0
2023	3,153	121	76	\$23,725	17	\$1,047,722	\$901,253	\$30,000

# CRIME STATISTICS BY MUNICIPALITY

## CRIME CATEGORY

	AUR	EGW	GEO	KIN	MAR	NEW	RIC	VAU	WHI	YORK REGION
VIOLENT	686	468	1,159	334	2,840	1,693	2,394	4,198	460	14,410
HOMICIDE & CAUSE DEATH	2	1	5	3	10	3	4	18	0	47
SEXUAL VIOLATIONS	51	36	101	36	266	138	176	353	34	1,233
ASSAULT	313	213	567	149	1,393	850	1,155	1,935	220	6,829
ROBBERY	16	9	18	5	125	51	102	181	8	522
HARASSMENT & THREATS	265	171	420	122	922	577	847	1,504	163	5,070
DEPRIVATION OF FREEDOM	6	6	14	3	33	17	25	46	7	161
OTHER	33	32	34	16	91	57	85	161	28	548
PROPERTY	1,371	884	1,086	648	7,835	2,468	5,484	11,414	864	32,472
ARSON	5	0	5	7	20	16	26	32	5	116
BREAK AND ENTER	99	50	72	61	642	174	417	831	63	2,411
THEFT	641	485	478	346	4,315	1,190	3,042	6,828	442	17,844
TRAFFICK & POSSESSION	75	67	61	27	319	181	217	628	14	1,735
FRAUD	349	169	220	89	1,676	504	1,125	2,001	237	6,551
MISCHIEF	202	113	250	118	863	403	657	1,094	103	3,815
DRUG	15	34	62	23	153	88	127	257	14	886
WEAPONS	25	21	50	13	165	81	122	226	21	761
OTHER CRIMINAL CODE	203	96	366	86	680	724	652	1,011	71	6,019
FEDERAL	4	1	23	0	1	7	1	5	0	43
<b>TOTAL CRIMINAL</b>	<b>2,304</b>	<b>1,504</b>	<b>2,746</b>	<b>1,104</b>	<b>11,674</b>	<b>5,061</b>	<b>8,780</b>	<b>17,111</b>	<b>1,430</b>	<b>54,591</b>
TRAFFIC	231	174	259	161	1,344	387	783	1,986	153	5,524
DANGEROUS OPERATION	26	15	33	24	113	24	84	264	16	619
IMPAIRED OPERATION	71	57	129	63	371	99	142	520	59	1,519
OTHER	134	102	97	74	860	264	557	1,202	78	3,386

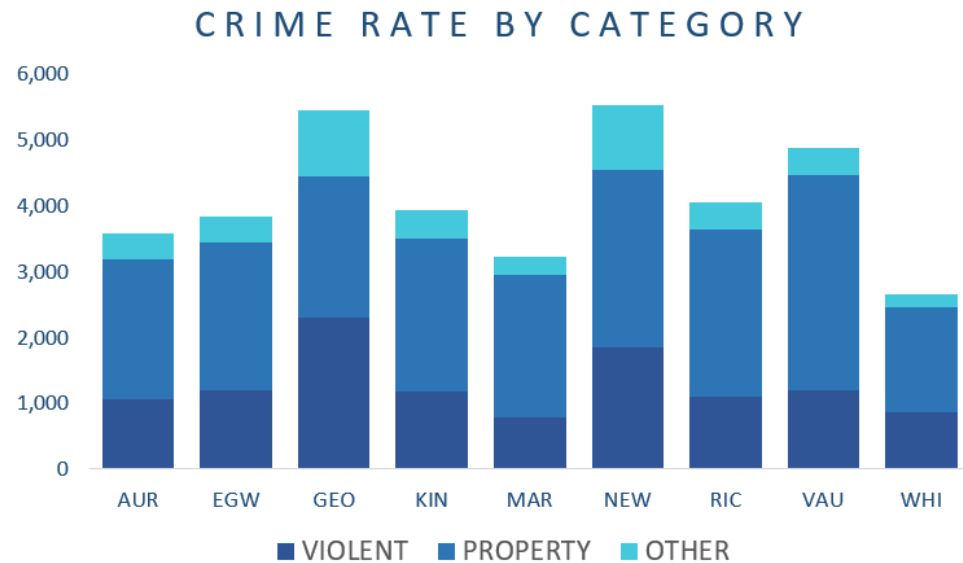
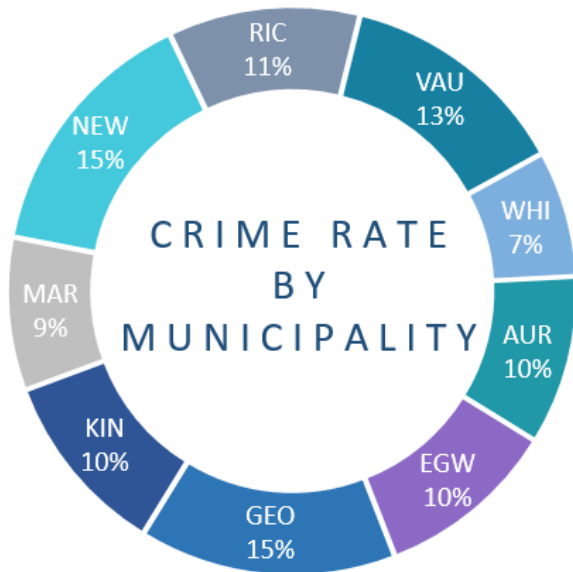
Note: Fail to appear offences are excluded from Newmarket. Unfounded, non-criminal, provincial violations and municipal by-law incidents are excluded from the analysis.

## CRIME RATE

	AUR	EGW	GEO	KIN	MAR	NEW	RIC	VAU	WHI	YORK REGION
VIOLENT	1,063.2	1,190.2	2,294.2	1,186.2	783.6	1,846.8	1,102.9	1,197.0	855.9	1,145.3
PROPERTY	2,124.8	2,248.2	2,149.7	2,301.3	2,161.7	2,692.3	2,526.5	3,254.4	1,607.7	2,580.9
DRUG	23.2	86.5	122.7	81.7	42.2	96.0	58.5	73.3	26.0	70.4
WEAPONS	38.7	53.4	99.0	46.2	45.5	88.4	56.2	64.4	39.1	60.5
OTHER CRIMINAL CODE	314.6	244.1	724.5	305.4	187.6	789.8	300.4	288.3	132.1	478.4
FEDERAL	6.2	2.5	45.5	0.0	0.3	7.6	0.5	1.4	0.0	3.4
<b>TOTAL CRIME RATE</b>	<b>3,570.8</b>	<b>3,824.9</b>	<b>5,435.6</b>	<b>3,920.7</b>	<b>3,220.9</b>	<b>5,520.9</b>	<b>4,045.0</b>	<b>4,878.8</b>	<b>2,660.8</b>	<b>4,339.0</b>
TRAFFIC	358.0	442.5	512.7	571.8	370.8	422.2	360.7	566.3	284.7	439.1

\*Crime Rate is expressed per 100,000 population using year-end population estimates supplied by York Region.

Note: Fail to appear offences are excluded from Newmarket. Unfounded, non-criminal, provincial violations and municipal by-law incidents are excluded from the analysis.



\*Crime Rate shown on graphs excludes Traffic Violations. Other Crime category includes Drug, Weapon and Federal.

# APPENDIX A: ADDITIONAL STATISTICS

## DISPATCHED CALLS FOR SERVICE BY VOLUME

INITIAL CALL TYPE	2022	%	2023	%	CHANGE	YoY %
DOMESTIC RELATED	9,339	8.8	10,083	8.8	744	8.0
MVC RELATED	7,980	7.5	8,552	7.5	572	7.2
CHECK WELFARE	7,821	7.3	8,259	7.2	438	5.6
ASSIST P.O. OR OTHER AGENCY	5,648	5.3	6,183	5.4	535	9.5
IMPAIRED	4,752	4.5	5,131	4.5	379	8.0
THEFT OF VEHICLE RELATED	3,230	3.0	4,833	4.2	1,603	49.6
MENTAL HEALTH RELATED	4,266	4.0	4,650	4.1	384	9.0
THEFT RELATED	4,320	4.1	4,625	4.0	305	7.1
SUSPICIOUS PERSON	2,981	2.8	3,777	3.3	796	26.7
UNWANTED PERSON	3,453	3.2	3,559	3.1	106	3.1
ALARM RELATED	3,216	3.0	3,343	2.9	127	3.9
ASSIST AMBULANCE	3,615	3.4	3,223	2.8	-392	-10.8
SUSPICIOUS VEHICLE	2,078	2.0	3,086	2.7	1,008	48.5
SILENT 911	2,841	2.7	3,075	2.7	234	8.2
DISPUTE	3,093	2.9	2,870	2.5	-223	-7.2
BREAK IN RELATED	1,807	1.7	2,607	2.3	800	44.3
ASSAULT RELATED	1,824	1.7	2,321	2.0	497	27.2
INJURED PERSON	1,850	1.7	2,269	2.0	419	22.6
NOISE COMPLAINT	2,269	2.1	2,052	1.8	-217	-9.6
ASSIST CITIZEN	3,528	3.3	1,938	1.7	-1,590	-45.1
MISSING PERSON RELATED	1,237	1.2	1,804	1.6	567	45.8
THREATS	1,491	1.4	1,723	1.5	232	15.6
FIRE	1,154	1.1	1,258	1.1	104	9.0
PROPERTY DAMAGE	1,092	1.0	1,183	1.0	91	8.3
HARASSMENT	1,007	0.9	1,147	1.0	140	13.9
DRIVING COMPLAINT / HAZARD	1,277	1.2	1,130	1.0	-147	-11.5
WEAPONS CALL	849	0.8	1,126	1.0	277	32.6
FRAUD RELATED	715	0.7	1,107	1.0	392	54.8
KEEP THE PEACE	996	0.9	1,080	0.9	84	8.4
WANTED PERSON	867	0.8	973	0.8	106	12.2
SHOPLIFTING	566	0.5	800	0.7	234	41.3
UNKNOWN TROUBLE	619	0.6	760	0.7	141	22.8
SEXUAL ASSAULT / SEX OFF RELATED	582	0.5	702	0.6	120	20.6
PROPERTY FOUND	546	0.5	633	0.6	87	15.9
TRESPASSING	522	0.5	618	0.5	96	18.4
ANIMAL COMPLAINT	574	0.5	543	0.5	-31	-5.4
RECOVERED AUTO	410	0.4	540	0.5	130	31.7
COMMUNITY MOBILIZATION-ENGAGE	1,025	1.0	496	0.4	-529	-51.6
BREACH OF CONDITIONS/PROBATION	430	0.4	490	0.4	60	14.0



ELECTRONIC CRIME	282	0.3	466	0.4	184	65.2
YOUTH COMPLAINT	400	0.4	418	0.4	18	4.5
HATE/BIAS MOTIVATED	303	0.3	395	0.3	92	30.4
TRANSLATION SERVICES	432	0.4	367	0.3	-65	-15.0
ROBBERY RELATED	300	0.3	343	0.3	43	14.3
VITAL SIGNS ABSENT	440	0.4	292	0.3	-148	-33.6
DISTURBANCE	217	0.2	289	0.3	72	33.2
SOUND OF GUNSHOTS	196	0.2	259	0.2	63	32.1
TRANSPORT WEAPON	159	0.1	211	0.2	52	32.7
ABANDONED VEHICLE	185	0.2	199	0.2	14	7.6
ABUSE ELDER	125	0.1	190	0.2	65	52.0
INSECURE PREMISE	189	0.2	180	0.2	-9	-4.8
DRUGS	135	0.1	178	0.2	43	31.9
INDECENT ACT	140	0.1	165	0.1	25	17.9
STREET RACING EVENT	96	0.1	162	0.1	66	68.8
HAZARDOUS MATERIALS	173	0.2	154	0.1	-19	-11.0
LIQUOR OFFENCE	131	0.1	146	0.1	15	11.5
ACCIDENT INDUSTRIAL / FARM	99	0.1	103	0.1	4	4.0
BOAT IN DISTRESS	107	0.1	98	0.1	-9	-8.4
PARKING COMPLAINT	68	0.1	92	0.1	24	35.3
SEARCH AND RESCUE DEPLOY	54	0.1	88	0.1	34	NC
PROPERTY LOST	88	0.1	65	0.1	-23	-26.1
DEMO, STRIKES, PICKET RIOT	115	0.1	60	0.1	-55	-47.8
ABUSE CHILD	45	0.0	52	0.0	7	15.6
INFORMATIONAL CALL	12	0.0	41	0.0	29	241.7
BY LAW	38	0.0	39	0.0	1	2.6
TRAFFIC CONTROL	56	0.1	34	0.0	-22	-39.3
PROJECT READY	10	0.0	29	0.0	19	190.0
PROWLER	9	0.0	27	0.0	18	200.0
STALKING	18	0.0	24	0.0	6	33.3
ESCAPE/ELOPEE	13	0.0	22	0.0	9	69.2
ADVISED 911 CALL	55	0.1	15	0.0	-40	-72.7
ARMED BARRICADED PERSON	12	0.0	13	0.0	1	8.3
ABDUCTION	8	0.0	11	0.0	3	37.5
AIRCRAFT	3	0.0	3	0.0	0	0.0
INTELLIGENCE REPORT	2	0.0	2	0.0	0	0.0
<b>TOTAL CALL TYPE</b>	<b>106,454</b>		<b>117,154</b>		<b>10,700</b>	<b>10.1</b>

1 Sum of the calls may not equal to total as a few categories are excluded such as ARU related, breath test, commercial landline-security to check, CRC related and prisoner meal.

2 Not all calls result in a report

## APPENDIX B: GLOSSARY OF TERMS

**Actual** totals include only those incidents for which an occurrence report was made and have been substantiated through police investigation. Unfounded incidents are not included.

**Calls to 9-1-1 Communications Centre** include all 911 and non-emergency calls, made by members of the public.

**Calls for Service** are incidents requiring the assistance of Police, Fire or Ambulance. Calls for service statistics indicate the level of police activity in a defined area during a specific time period.

**Call Response Time** is the time, in minutes, required for an officer to attend a call from the time entered by the dispatcher to time on scene.

**Charged/Suspect-Chargeable (CSC)** is a person who has been identified as an accused person in an incident and against whom a charge may be laid in connection with that incident.

**Citizen Generated Calls for Service** occur when a citizen requests or requires a police response of any kind. Requests are received by, but not limited to, 911 telephone calls, non-emergency telephone calls, walk-in requests, online reports, or requests via other agencies.

**Clearance Rates** are calculated by the number of violations cleared by charge or otherwise (persons processed by other means) divided by the number of violations. These violations may not necessarily have occurred during the reporting period but sometime prior.

**Complainant** is the target of a non-violent incident. The complainant can be a person or a company depending on the type of crime.

**Crime Rate** is the sum of all criminal code incidents reported to police divided by the population. The rate excludes traffic violations. It is expressed as a rate per 100,000 population using year-end population estimates supplied by the York Region Planning Department. The rate for youth crime is based on per 1,000 youth population.

**Dispatched Calls** are all 911 and non-emergency telephone calls for police assistance as well as all requests for service received by Communications.

**Fatal Motor Vehicle Collision Contributing Factors** are based on the Major Collision Investigation Unit's interpretation of each collision. Distracted driving is counted if there is some physical evidence or witnessed testimony to suggest the collision was linked to distraction. Inattentive driving is based on witness or physical evidence that would cause belief that the responsible driver was inattentive and there is no other explanation for the collision. All other categories are self-explanatory.

**Founded Incident** is if, after police investigation it has been determined that the reported offence did occur or was attempted (even if the charged/suspect chargeable (CSC) [i.e., the accused] is unknown) or there is no credible evidence to confirm that the reported incident did not take place. This includes third-party reports that fit these criteria.

**Hate Crime** is defined as a criminal violation motivated by hate, based on race, national or ethnic origin, language, colour, religion, sex, age, mental or physical disability, sexual orientation or gender identity or expression, or any other similar factor.

## APPENDIX B: GLOSSARY OF TERMS (CONT'D...)

**Homicide** includes first and second-degree murder, manslaughter and infanticide. Deaths caused by criminal negligence, suicide and accidental or justifiable homicide are not included in this classification.

**Incident** or criminal incident is the set of connected events that usually constitute in a police occurrence report. An incident may involve several victims, several CSCs, and multiple violations of the law. An incident report in the record management system can contain up to four different violations. Where there are multiple victims within a single criminal event, a separate aggregate incident is counted for each victim.

**Mental Health Apprehension** is an action by a police officer in Ontario, according to the *Mental Health Act*, to apprehend individuals if the officer has reasonable grounds to believe that the person is acting in a disorderly manner and is a threat or at risk of causing harm to themselves or others. The Police Officer would take the person in custody and transport them to an emergency unit at a hospital for examination by a doctor and/or other health professionals.

**Most Serious Violation** is an offence or violations of law that occurred in a criminal incident reported to police. The most serious violation is determined by the greatest maximum penalty for the violation of the law. If violations have the same maximum penalty, it is at the department's discretion which is the most serious.

**Non-Criminal Deaths** include natural deaths, Suicide deaths, non-traffic accidental deaths and undetermined deaths. The last three categories constitute non-natural deaths.

**Offence** or violations of the law that is committed during a criminal event and has been reported to police.

**Online Reporting** is a provision of reporting a crime by a victim or by a complainant using a computer or a similar electronic device without calling police or going to a police station. York Regional Police encourages people to report certain crimes online including damage/mischief to a vehicle, damage/mischief to property, gas theft, identity theft/fraud, theft under \$10,000, theft from a motor vehicle and theft from a LCBO store.

An incident cannot be reported online if it occurred outside of York Region or involves threats or violence, a hate crime, domestic violence incidents, suspect is known, physical evidence exists or the victim wishes to remain anonymous or seeks confidential informer status.

**Race/Ethnicity** is a categorization of humans based on shared physical, behavioral and cultural attributes or qualities in groups generally viewed as distinct within a given society.

**Robbery - ATM** include robberies at ATM machines within financial institutions or at stand-alone locations where the victim is approached and forced to withdraw money or is robbed as they are leaving the machine.

**Robbery - Car Jacking** include robberies where the intent is to steal a motor vehicle with the use or threat of violence against the person(s) in care or control of that vehicle.

**Robbery - Deposit** include robberies where a business deposit is stolen from a person using force.

**Robbery - Financial** include robberies occurring at banks, credit unions, or involving armoured cars.

**Robbery - Home Invasion** is an intrusion into a residence with the intent of robbing the occupants herein.

**Robbery - Retail** include robberies occurring at retail or commercial premises including convenience stores, restaurants/fast food establishments, massage parlours, gas stations, and donut/coffee shops.

**Robbery - Street** include muggings, intimidation style robberies, and all other robberies by force or threat of force that occurs in a public place.

# APPENDIX B: GLOSSARY OF TERMS (CONT'D...)

**Robbery - Other** include robberies that do not meet the criteria for any of the specified categories: ATM, carjacking, financial, home invasion, retail and street. Examples include hotel robberies, robberies by uninvited guests at house parties, and break and enter occurrences that result in a robbery occurring.

**Unfounded** incidents are those where it has been determined through police investigation that the offence reported did not occur, nor was it attempted. Effective from January 1, 2018.

The prior definition of unfounded was 'an incident is unfounded if it has been determined through police investigation that no violations of law took place at that time or location'. Effective up to December 31, 2017.

**Uniform Crime Reporting (UCR) Survey** was established in 1962 by the Canadian Centre Justice and Community Safety Statistics (CCJCSS) of Statistics Canada with the cooperation and assistance of the Canadian Association of Chiefs of Police (CACP) to measure crimes in Canadian society. The CCJCSS collects, analyzes and publishes crime incidents data reported to police service agencies across Canada annually. The survey is a census of all criminal incidents reported to police and no sampling is done. Police services in Canada are mandated by law to capture all necessary information for the crime incidents according to UCR survey methodology. The UCR survey collects information only on those crimes that come to the attention of police. Therefore, data does not include counts of crime that are never detected or brought to the attention of police.

The UCR survey program was originally developed in the United States during 1920 by the International Association of Chief of Police (IACP) to gather official crime statistics nationwide. In the USA, the FBI collects, analyzes and publishes the data from police services.

**Violation** refers to a contravention of the *Criminal Code, Federal, or Provincial Statutes*.

**Violent Offences** involve use or threat of violence against a person, including homicide, attempt homicide, sexual violations, assaults, violations resulting in the deprivation of freedom, robbery and other violations involving violence or threats of violence and offences in relation to Sexual services. In short, all 1000 series offences of the *Criminal Code* constitute violent crimes.

**Victim** is a person who is the target of a violent or aggressive action or threat.

**Young Person or Youth** refers to a person aged 12 - 17 years inclusive (*Youth Criminal Justice Act*).

**Youth Crime Rate** refers to the number of youths formally charged and processed by other means for committing a criminal or federal offence per 1,000 youth population. Youth population (12-17 inclusive) estimates used are supplied by the York Region Long Range Planning Department.

# APPENDIX C: TYPE OF VIOLATIONS

**Assault** violations include Aggravated Assault, Assault with a Weapon or Cause Bodily Harm, Level 1 Assault, Unlawfully Cause Bodily Harm, Discharge Firearm with Intent, Assault Peace/Public Officer, Criminal Negligence Cause Bodily Harm, Use Firearm/Imitation in Commission of Offence and Point Firearm.

**Attempt Capital Crime** violations include attempted murder and conspiracy to commit murder.

**Cyber Crime** encompasses any criminal act as outlined in Canada's Criminal Code where Information and Communication Technology (ICT) is the target of the offence, or whereby ICT is integral and vital in the commission of the offence. Texting, messages on Facebook, Twitter and other such media are considered as cybercrime activity if a criminal offence is involved.

**Crimes Against Persons** are crimes involving aggressive action (with the intent to do harm) or threat of such action by one person against another. These include violations causing death, attempt capital crime, sexual violations, offences of sexual services, assault, robbery and other violent violations, and violations/deprivation of freedom.

**Crimes Against Property** or property crimes involve unlawful acts with respect to property or to gain property, but do not involve the use or threat of violence against an individual. These include arson, break and enter, theft, shoplifting, trafficking of stolen goods, fraud, and mischief.

**Criminal Harassment** is an offence when someone is knowingly engaging in prohibited conduct that causes another person to reasonably fear for their safety or the safety of anyone known to them. The prohibited conduct includes; (a) repeatedly following a person, (b) repeatedly communicating with that person directly or indirectly, (c) watching where the person lives or works, or (d) engaging in threatening conduct directed at the other person or any member of their family.

**Dangerous Operation/Driving** is an offence where a person operates a conveyance in a manner that, having regard to all of the circumstances, is dangerous to the public.

**Deprivation of Freedom** violations include kidnapping, forcible confinement, hostage taking, trafficking in Persons and Abductions offences.

**Domestic Violence** or intimate partner violence (IPV) or spousal violence is a prevalent form of gender-based violence of aggression or abuse that occurs in a romantic relationship. Intimate partner refers to both current and former spouses, common-law partners and dating partners.

**Drug Violations** include violations under the *Controlled Drugs and Substances Act* and the *Food and Drug Act*. These violations are comprised of possession, trafficking, and importation/exportation or production of various illicit controlled drugs and substances.

**Family Violence** is any violent or threatening behaviour by a family member toward another family member, that is part of a pattern of coercive and controlling behaviour, or that causes the other family member to fear for their own safety or for the safety of someone else.

**Federal Statutes** violations include violations under all other federal statutes. They include *the Bankruptcy Act, Income Tax Act, Canada Shipping Act, Canada Health Act, Customs Act, Competition Act, Excise Act, Immigration/Refugee Protection Act, Firearms Act, National Defense Act, Young Offenders Act, Youth Criminal Justice Act*, and Other Federal Statutes.

# APPENDIX C: TYPE OF VIOLATIONS (CONT'D...)

**Harassing Communications** is an offence when someone without lawful excuse and with an intention to harass a person, repeatedly communicates, or causes repeated communications to be made by means of telecommunication.

**Hate Crime** means a criminal offence committed against a person or property, which is motivated by the offender's bias, prejudice, or hate based on race, national or ethnic origin, language, colour, religion, sex, age, mental or physical disability, sexual orientation, or any other similar factor.

**Homicide** is a crime when a person directly or indirectly, by any means, causes death to a human being. Homicide is classified into two categories: culpable and non-culpable. Culpable homicide includes first and second-degree murders, manslaughter and infanticide. Non-culpable homicides include deaths caused by criminal negligence, suicide and accidental deaths or justifiable homicide (example: self-defense). Non-culpable homicides are not included in this definition of homicides.

**Impaired Operation/Driving** refers to operating a vehicle while one's ability to do so has been compromised to any degree by consuming alcohol, drugs or a combination of both. Penalties range from a mandatory minimum fine to life imprisonment, depending on the severity of the offence. In addition to the impaired driving offence, there are separate offences of having prohibited levels of alcohol, cannabis or certain other drugs in the blood within two hours of driving.

The prohibited blood-alcohol concentration (BAC) is 80 mgs or more of alcohol per 100ml of blood. For cannabis, there are two prohibited levels of Tetrahydrocannabinol (THC), the main psychoactive component of cannabis, between 2 nano grams (ng) and 5ng per milliliters of blood, and 5ng or more of THC per ml of blood. When the combination both alcohol and cannabis is found, the prohibited levels of alcohol and cannabis are 50mg or more of alcohol per 100ml of blood and 2.5ng or more of THC per ml of blood.

**Mischief** is a criminal offence of willfully destroying or damaging a property of others or the act of interfering with someone's property.

**Offences of Sexual Services** violations include obtaining Sexual Services, Material Benefit from Sexual Services, Procuring and Advertising Sexual Services. In 2022, the CCJCSS renamed this category as 'Offences of Sexual Services'.

**Organized Crime** is a criminal offence committed by members of a criminal organization or street gang for material benefit or financial gain or in order to obtain power and recognition and/or control specific areas of criminal activities.

**Other Criminal Code** violations include the remaining non-traffic *Criminal Code* violations that are classified as neither violent nor property violations. These violations are divided into two groups:

Group A: includes Bail Violations, Counterfeiting Currency, Disturb the Peace, Escape Custody, Indecent Act, Child Pornography, Public Morals, Obstruct Peace/Public Officer, Prisoner Unlawfully at Large, Trespass at Night, Fail to Appear, Breach of Probation, Utter Threats to Property-Animal, Advocating Genocides, and Public Incitement of Hatred.

Group B: includes Unauthorized Recording of a Movie, offences against Public Order, offences relating to Terrorist Activity, offences against the person and reputation, offences against the Rights or Property, fraudulent Transactions/Contracts and Trades, Intimidation of Justice System Participant, Willful/Forbidden Acts/Respect of certain Property, offences related to Currency, Proceeds of Crime, Attempts/Conspiracies/Accessories, offences relating to Criminal Organization, and all other *Criminal Code* violations.

## APPENDIX C: TYPE OF VIOLATIONS (CONT'D...)

**Prostitution/Public Morals** violations include Prostitution/Public Morals and Gaming and Betting. The definition of public morals violation was revised in 2016.

**Public Mischief** is an offence when someone makes a false report to police, with an intention to mislead a police officer, that results in an investigation and consumes public resources.

**Robbery and Other Violent Violations** include robbery, extortion, criminal harassment, uttering threats, explosives causing death/bodily harm, arson disregard for human life, intimidation of a justice system participant, intimidation of a non-justice system participant, indecent/harassing communications, forging/destruction of documents associated with Medical Assistance in Dying (MAID) and failure to comply with safeguards (MAID).

**Sexual Violations** include aggravated Sexual Assault, Sexual Assault with a Weapon or Cause Bodily Harm, and Level 1 Sexual Assault. This category also includes sexual violations that specifically apply to children such as Invitation to Sexual Touching, Sexual Exploitation, Incest, Corrupting Morals of a Child, Making Sexually Explicit Materials available to children, Voyeurism, Bestiality, Luring Child via Computer, Householder Permit Sexual Activity, and Distribution of Intimate Images.

**Sexual Assault** is classified by level in the *Criminal Code* into three separate categories depending on the nature and severity of the incident, including Level 1 Assault of a sexual nature that violates the sexual integrity of the victim; Level 2 Sexual Assault with a Weapon or Causing Bodily Harm that involves sexual assault with a weapon, and Level 3 Aggravated Sexual Assault that wounds, maims, disfigures or endangers the life of the victim.

**Traffic Violations** include all traffic violations under the *Criminal Code*. These include dangerous operation, evade police, impaired related violations (alcohol and drug), street racing, and other criminal traffic violations including fail to stop or remain and drive while prohibited.

**Violent offences** involve the use or threat of violence against a person including Homicide, Attempt Murder, Assault, Sexual Assault and Robbery. 1000 series violations constitute violent violations or crime against persons. Violent crimes are counted at the victim level using the most serious violation against each victim in an incident.

**Violations Causing Death** include Murder First Degree, Murder Second Degree, Manslaughter, Infanticide, Criminal Negligence Cause Death, and other related offences causing death.

**Weapons Violations** include violations under the *Criminal Code*, which involve any thing used, designed to be used or intended for use in causing death or injury to any person or used for the purpose of threatening or intimidating any person. These include possession, use, trafficking, pointing, unauthorized import/export, firearms documentation and administration, and unsafe storage.

# APPENDIX D: CHANGES IN UCR SURVEY REPORTING METHODOLOGY (2018-2023)

Changes are made to Uniform Crime Reporting (UCR) survey methodology by the Canadian Centre for Justice and Community Safety Statistics (CCJCSS) of Statistics Canada. Two types of changes made to the UCR survey: changes brought in by the Government of Canada in the form of a new bill or law, and changes that are initiated by the CCJCSS, most often because of feedback or requests from police services or recommendations from the Police Information and Statistics (POLIS) Committee or the Canadian Association of Chiefs of Police (CACP). This section also includes policy and operational changes made by York Regional Police that might affect crime statistics presented for the Region. The following sections outline what changes were made to the UCR survey methodology during the last five-year period, 2018-2023.

In January 2018, the Canadian Centre for Justice and Community Safety Statistics in consultation with the Police Information and Statistics (POLIS) Committee made UCR methodology changes by introducing new standards for reporting founded and unfounded incidents. The definitions of both unfounded and founded were updated as:

**Unfounded:** An incident is unfounded if it has been determined through police investigation that the offence reported did not occur, nor was it attempted. Effective January 1, 2018.

**Founded:** An incident is founded if, after police investigation it has been determined that the reported offence did occur or was attempted or there is no credible evidence to confirm that the reported incident did not take place. This includes third party reports that fit these criteria.

In June 2018, the Canadian Government granted royal assent to **Bill C-45**: “*An Act respecting cannabis and to amend the Controlled Drugs and Substances Act, the Criminal Code and other Acts*”. The change came into force on October 17, 2018. In response to the legislation, CCJCSS has introduced 22 new drug offences to the Uniform Crime Reporting (UCR) survey. The existing four cannabis-specific violations were expired. The changes were implemented in 2018.

In June 2018, the Canadian Government granted royal assent to **Bill C-46**: ‘*An Act to amend the Criminal Code (offences relating to conveyances) and to make consequential amendments to other Acts*’. In response to the legislation, CCJCSS made changes to the UCR survey methodology in two steps (part). The change came into force for part 1 of the legislation on June 21, 2018, and for part 2 was December 18, 2018. The changes were implemented in December 2018.

**Part 1 of Bill C-46** amended the provisions of the *Criminal Code* that deal with offences and procedures relating to impaired driving. As a result, seven new UCR violation codes were added to the survey. Of those, one violation captures operation while impaired with a low blood drug concentration, three violations capture impaired driving where the substance (whether alcohol or drug) causing impairment is not known, and three violations capture impaired driving where it is known that the impairment was caused by a combination of alcohol and drugs.

**Part 2 of Bill C-46** repealed the provisions of the *Criminal Code* that deal with offences and procedures relating to conveyances, including those provisions enacted by part 1, and replaced them with provisions in a new part of the *Criminal Code*. In response to part 2 of Bill C-46, all existing UCR traffic violation codes were mapped to new *Criminal Code* sections or expired. Altogether, 12 new violations were added, 15 violations (including three provincial offences) were expired and the maximum penalties were increased for 15 pre-existing offences.



## APPENDIX D: CHANGES IN REPORTING METHODOLOGY (CONT'D)

Effective October 2018, the maximum penalty 'indecent/harassing communications' was increased from six months to two years. The Canadian Government granted royal assent to **Bill C-13** 'Protecting Canadians from Online Crime Act' in December 2014. The legislation raised the maximum penalty for *Criminal Code* Section 372. The come into force date was December 9, 2014, but the change was implemented in the UCR survey in 2018 by CCJCSS. The changes were implemented in 2018.

In December 2018, CCJCSS in consultation with the Police Information and Statistics Committee, introduced a number of changes to the gender category in the Uniform Crime Reporting Survey. The changes were in response to **Bill C-16: An Act to amend the Canadian Human Rights Act** and the *Criminal Code* which came into force on June 19, 2017. This legislation added gender identity and gender expression to the list of prohibited grounds of discrimination and protects members of the public who are distinguished by gender identity or expression against offences motivated by bias, prejudice, or hate. The changes were implemented in December 2018.

In June 2019, the Canadian Government granted royal assent to **Bill C-75**, "An Act to amend the *Criminal Code*, the *Youth Criminal Justice Act* and *Other Acts to make consequential amendments to other Acts*". As a response to the legislation change, CCJCSS made changes to the UCR survey methodology by expiring two offences and increasing maximum penalties for nine existing offences. York Regional Police implemented the associated changes in July 2019.

In November 2019, CCJCSS introduced the new violation of 'sexual offence occurring prior to January 4, 1983 to the UCR survey for capturing historical sexual offences. The change was implemented in December 2019.

On March 17, 2020, the Province of Ontario made a declaration under the *Emergency Management and Civil Protection Act (EMCPA)*. In a letter to all Chiefs of Police, the Ontario Ministry of the Solicitor General informed Police Services about new set fines for offences under the EMCPA. York Regional Police implemented these provisions immediately.

In April 2020, the Canadian Centre for Justice and Community Safety Statistics (CCJCSS) made adjustments to the Uniform Crime Reporting Survey in response to the Federal Government amendments to the *Contraventions Regulations (Quarantine Act)*. New offence codes were introduced for federal violations of the *Quarantine Act* and implemented at York Regional Police immediately.

In April 2020, the City of Vaughan introduced a by-law to regulate activities deemed to have a potentially adverse impact on the health and wellbeing of the public during the COVID-19 Emergency. The by-law was in line with the declaration of Emergency by the Province of Ontario. New offence codes were introduced in April 2020 as per the by-law.

In July 2020, the Canadian Centre for Justice and Community Safety Statistics (CCJCSS) introduced changes to selected prostitution violation labels used for collection and publication within the Uniform Crime Reporting Survey. The new labels were endorsed by the Police Information and Statistics (POLIS) Committee in September 2019. The changes were implemented within York Regional Police immediately.

## APPENDIX C: CHANGES IN REPORTING METHODOLOGY (CONT'D)

In October 2021, the Canadian Centre for Justice and Community Safety Statistics (CCJCSS) introduced changes to Uniform Crime Reporting survey by incorporating new variables on firearms, hate crime and cybercrime and also adding new options for existing hate crime variables. Four new variables on firearms recovery, firearms seized, firearms stolen and firearms discharged, one new variable on cybercrime classification, and two new variables on a second hate crime type and a second hate crime motivation were added. The change also includes new coding categories for hate crime type and hate crime motivations. The changes were endorsed by the Police Information and Statistics (POLIS) Committee and the Canadian Association of Chiefs of Police (CACP). The changes were implemented within York Regional Police.

In February 2022, the CCJCSS introduced a new violation code '6750 – Emergencies Act' to the UCR survey due to invocation of the *Federal Emergencies Act* and the need for relevant information surrounding the impact of the 2022 convoy protests across the country. Prior to the introduction of this code, violations against the *Emergencies Act* were captured under the UCR violation code '6900 other federal violations statutes. The UCR code 6900 will remain a valid violation in order to capture remaining federal violations. The change was implemented immediately.

In February 2022, the CCJCSS introduced four new categories of stolen property to the UCR survey. The changes are in response to suggestions and commentary from police services and data users. The changes have been endorsed by the Police Information and Statistics Committee (POLIS).

The new categories added to the stolen property field are 'DA-drugs and alcohol', 'ED-electric transport device', 'EM-electric mobility device' and 'VB-motorized boat, vessel or other watercrafts'. The UCR survey change notification also modified the definitions of three existing stolen property categories 'BT-non-motorized boat, vessel or other watercrafts', 'CG-other consumable goods' and 'VM-other motorcycles and mopeds'. The changes were implemented within York Regional Police.

In March 2022, the CCJCSS made adjustments to the UCR survey due to royal assents by the Canadian Government to two bills: **Bill C-3**, *An Act to amend the Criminal Code and the Canada Labour Code*, on December 17, 2021, and **Bill C-4**, *An Act to amend the Criminal Code (Conversion Therapy)*, on December 8, 2021. The enactment of Bill C-3 created four new offences of intimidating a person that specified health professionals being impeded from accessing health service or performing medical services, and creating an offence of obstruction of a person's access to a health care service facility. The enactment of Bill C-4 created three new offences of causing a person to undergo conversion therapy, material benefit from conversion therapy and promoting or advertising conversion therapy, as well as doing anything for the purpose of removing a child from Canada to undergo conversion therapy outside of Canada.

In April 2022, the CCJCSS made adjustments to the UCR survey as the Canadian Government granted royal assent to Bill C-4 '*An Act to implement the Agreement between Canada, the United States of America and the United Mexican States*' on March 13, 2020. Effective July 1, 2020, new *Criminal Code* Section 391 'Trade secret' was mapped to existing UCR code 2160 'Fraud'. Police services were advised to begin using and submitting offences against *Criminal Code* Section 391 under UCR code 2160 'Fraud' immediately.

## APPENDIX C: CHANGES IN REPORTING METHODOLOGY (CONT'D)

In May 2022, the CCJCSS updated scoring rules surrounding the location and occupancy variables within the Uniform Crime Reporting (UCR) survey. The UCR will no longer consider location code 30 'Halfway House / Young offender group home' a residential location within the survey given that the nature of this location is not a permanent residence but rather a temporary place of shelter. As a result, the occupancy field is no longer required to be filled out and 9 'not applicable' should be entered in this field for incidents where the location is 30 'Halfway House / Young offender group home'. The occupancy variable provides more detail regarding who co-habits, which is used to look at violence within residences. Due to the nature of halfway homes/young offender group homes, the violence that occurs in these locations is not tied to the same risk factors as within a private residence.

In August 2022, the CCJCSS made additional changes to previously introduced stolen property categories of ED 'Electric Transport Device', EM 'Electric Mobility Device' and DA 'Drugs and Alcohol' after discussions with Justice Canada regarding the legislation surrounding motor vehicles. As such, the UCR survey will now allow stolen property codes ED 'Electric Transport Device' and EM 'Electric Mobility Device' to be reported as either motor vehicles or non-motor vehicles whereas before, they were not considered motor vehicles. In addition, stolen property code DA 'Drugs and Alcohol' has been changed to DA 'Legal Drugs and Alcohol' while NA 'Narcotics and Precursors' has been changed to NA 'Illegal drugs, Controlled drugs and Precursors' in order to separate the type of drugs by legislation and legality. The changes were implemented within York Regional Police.

In August 2022, the CCJCSS has expanded the UCR violation code '3810 – Wilful/forbidden acts in respect to property' due to an increased need for data related to animal cruelty. As a result, the violation code 3810 'Wilful and Forbidden Acts in Respect of Certain Property (Part XI CC)' has been expired and six new violations have been added to the UCR survey. The new violations codes have already been incorporated in the record management system of York Regional Police.

In October 2022, the CCJCSS expanded the UCR violation code '3770 – Other offences against persons and reputation' based on suggestions and commentary from police services in order to establish 'failure to provide necessities' and 'impeding attempt to save life' as violent (1000 series) violation. As a result, violation code 3770 'Other offences against the person and reputation (Part VIII CC)' has been expired and three new violations have been added to the UCR survey: 1639 'Failure to provide necessities', 1640 'Impeding attempt to save life', and 3772 'Other offences against the person and reputation', effective October 1, 2022. The change notification has been implemented within York Regional Police.

In November 2022, the CCJCSS re-sent UCR change notification related to animal cruelty by incorporating a new mapping for *Criminal Code* Section 447.1(2) 'Breach of order'. The change was immediately implemented.